


CITY OF **GOLDCOAST** Water and Sewerage Rate Notice

Gold Coast City Council ABN 84 858 548 460 Page 1

cityofgoldcoast.com.au/water
(07) 5667 5995 or 1300 366 659

Notice number **8 2353919 4** Date of issue **4 March 2024**



Current Billing Period:
11 November 2023 to 22 February 2024
Amount due:
\$385.30
(see back for payment details)
Due date for payment:
4 April 2024
(interest penalty applies after this date)
To make payment:
cityofgoldcoast.com.au

33-37 LENNEBERG STREET, SOUTHPORT
L 30 SP110703

(Payments received after 25 February 2024 may not be included in this notice)

Water and sewerage charges *(see account page for details)* **\$385.30**
(Includes State Bulk Water Price)

Amount payable if paid by: 4 APRIL 2024 \$385.30

My Account is the secure and convenient way to manage your City services online. Sign up for My Account to check your rates and water notices, view your account balances online, and change your contact details and address. Also, to make it easier to manage your payments, eligible property owners can apply for extra time to pay rates and water bills. For more information visit cityofgoldcoast.com.au/myaccount

The City is conscious of the effect that the recent weather events has had on ratepayers, if you are experiencing difficulties in paying your notice by the due date, you are encouraged to contact us to discuss payment options.

3-4-24
V6068017401

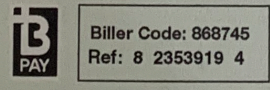
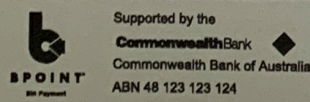


088423090670110
AU_1-6_2_019377 / 009689 / 009067

CITY OF **GOLDCOAST**

In Person / Mail Payment Advice
Name: C D TAYLOR
Ref: 8 2353919 4

*419 823539194 **Credit**



Total amount payable
Due by: **4 April 2024**
\$385.30

Date: / /
Cash:
Cheques (see reverse):
Teller stamp and initials:
No. of Cheques:
Cheques (see reverse):

For Credit
Gold Coast City Council
Tran Code: **831** User ID: **066684** Customer Reference No.: **000008235391948**

\$
+757+

Account for:
33-37 LENNEBERG STREET, SOUTHPORT
L 30 SP110703

LOCAL GOVERNMENT DISTRIBUTION AND RETAIL PRICE

SEWERAGE ACCESS CHARGES

104 days charged at \$1.9784 per day (billing period 11/11/23 to 22/2/24) **\$205.75**

WATER ACCESS CHARGES

104 days charged at \$0.7363 per day (billing period 11/11/23 to 22/2/24) **\$76.57**

WATER USAGE CHARGES

655 kilolitres charged at \$1.346 per kL (usage period 11/11/23 to 22/2/24) **\$881.63**

Your Lot's share of the Water Usage Charge is based on its Contribution Entitlement which is, 1 of 30 **\$29.38**

STATE BULK WATER PRICE

WATER USAGE CHARGES

655 kilolitres charged at \$3.371 per kL (usage period 11/11/23 to 22/2/24) **\$2208.00**

Your Lot's share of the Water Usage Charge is based on its Contribution Entitlement which is, 1 of 30 **\$73.60**

TOTAL CHARGES INCLUDED IN THE RATE NOTICE

\$385.30

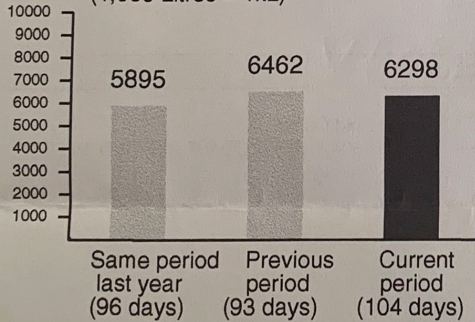
Master Meter for 30 lots

WATER METER READINGS

Meter Number	Current Read Date	Current Reading	Previous Read Date	Previous Reading	#Days Charged	Cons (kL)
19HB00978	22 FEB 24	11997	10 NOV 23	11342	104	655
					TOTAL(kL)	655

Average Daily Usage (Litres)

(1,000 Litres = 1kL)



Your Scheme's average daily water usage = 6298 litres (or 6.298 kL)

Your total average daily cost = \$3.70

The property's water usage may be influenced by a number of factors including number of occupants, property type, property size and own water use behaviours. If you're concerned about your usage, visit cityofgoldcoast.com.au/waterleaks for instructions on how to check for concealed leaks.



0884230090670200

AU_1-6_2_019379 / 009690 / 009067